

PREP SUBMISSION STATUS SUMMARY

Submission STATUS	No.	Description
Active	318	On Prep Payroll
Hired/Working	106	Absorbed by Temporary Supervising Office or found work elsewhere
Job Placement	210	Never placed; WIOA Recipients, over 60 Yrs.,
Withdraw	279	Placed to PREP Temporary Supervising Office; but withdrew due to various reasons
Departed (Off-Island)	24	Departed Palau; Students- Job Corp; Relocated
Grand Total	937	Grand total Submitted Applications

APPLICANTS STATUS BY AGE GROUP

AGE Range	STATUS	Total
16 Yrs and 17 Yrs (Underage)	Job Placement	7
18 - 25 Yrs	Active	137
	Departed - (Off-Island)	20
	Hired	59
	Job Placement	76
	Withdraw	134
	Withdraw - Dubai Expo	1
18-25 Total		427
26-35 Yrs	Active	70
	Departed - (Off-Island)	4
	Hired	27
	Job Placement	34
	Withdraw	73
	Withdraw - Dubai Expo	1
26-35 Yrs Total		209
36 -45 Yrs	Active	54
	Hired	14
	Job Placement	31
	Withdraw	28
	36 - 45 Yrs Total	
46 -55 Yrs	Active	30
	Hired	6
	Job Placement	29
	Withdraw	30
	46 -55 Yrs Total	

AGE Range	STATUS	Total
56 -60 Yrs	Active	22
	Job Placement	7
	Withdraw	9
56 -60 Yrs Total		38
Over 60 Yrs.	Active	5
	Job Placement	26
	Withdraw	3
Over 60 Yrs. Total		34
Grand Total		937

TOTAL APPLICANTS BY GENDER & AGE GROUP

Gender	Age Range	No
FEMALES	16 - 17 Yrs (Underage)	2
	18 - 25 Yrs	205
	26 - 35 Yrs	94
	36 - 45 Yrs	53
	46 - 55 Yrs	49
	56 - 60 Yrs	24
	Over 60 Yrs.	17
TOTAL FEMALES		444
MALES	16 - 17 Yrs (Underage)	5
	18 - 25 Yrs	222
	26 - 35 Yrs	115
	36 - 45 Yrs	74
	46 - 55 Yrs	46
	56 - 60 Yrs	14
	Over 60 Yrs.	17
TOTAL MALES		493
Grand Total		937

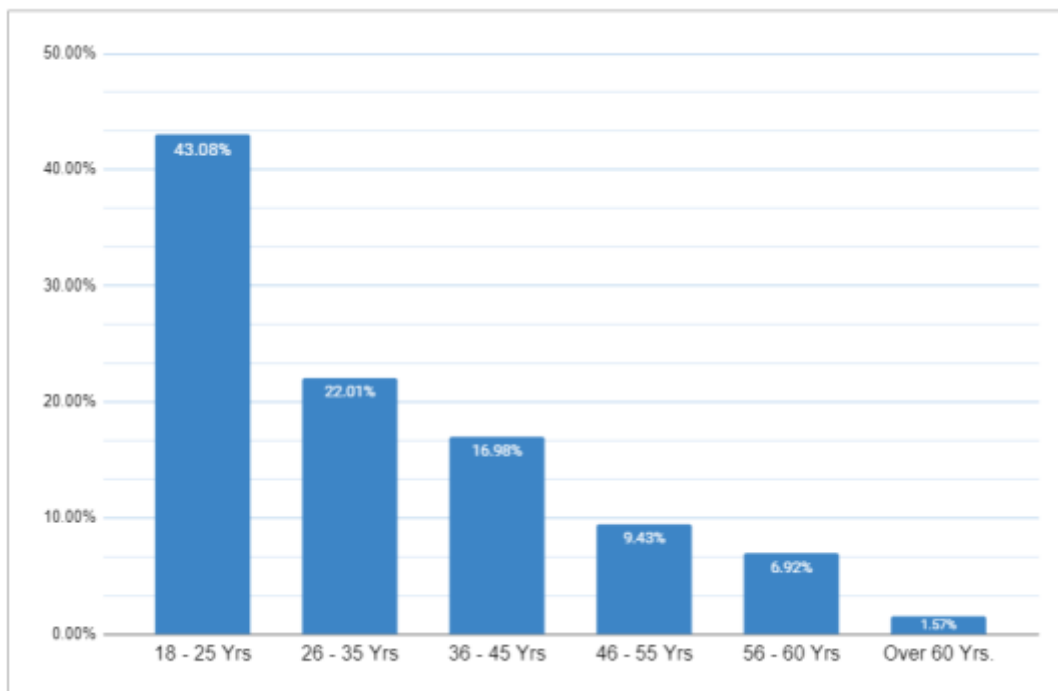


TOTAL 'ACTIVE' PARTICIPANTS BY TEMPORARY SUPERVISING OFFICE

Temporary Supervising Office	No.	Temporary Supervising Office	No.
Airai State Government	8	Ngardmau State Government	18
Angaur State Government	8	Ngatpang State Government	2
Belau National Museum	2	Ngchesar State Government	1
Belau Offshore Fisheries Inc.	2	Ngeremlengui State Government	3
Biib Bus, Inc.	1	Ngiwal State Government	11
Catholic Mission	1	Palau Boat Owners Association	1
EmeraldDreams Services	1	Palau Community Action Agency	8
Environmental Quality Protection Board	1	Palau Community College	11
Kayangel State Government	8	Palau Election Commission	1
Koror State Government	61	Palau National Communication Corporation	1
Melekeok State Government	7	Palau National Congress	2
Ministry of Agriculture, Fisheries, and Environment	2	Palau National Olympic Committee	1
Ministry of Education	17	Palau National Quarry	1
Ministry of Health and Human Services	16	Palau Red Cross Society	5
Ministry of Human Resources, Culture, Tourism, and Development	3	Palau Supreme Court	1
Ministry of Justice	34	Palau Visitors Authority	7
Ministry of Public Infrastructure and Industries	12	Peleliu State Government	7
Ministry of State	1	SKO Semesemel a Klengelakel	2
Ngaraard State Government	10	Sonsorol State Government	8
Ngarchelong State Government	31	The Angel Center	1

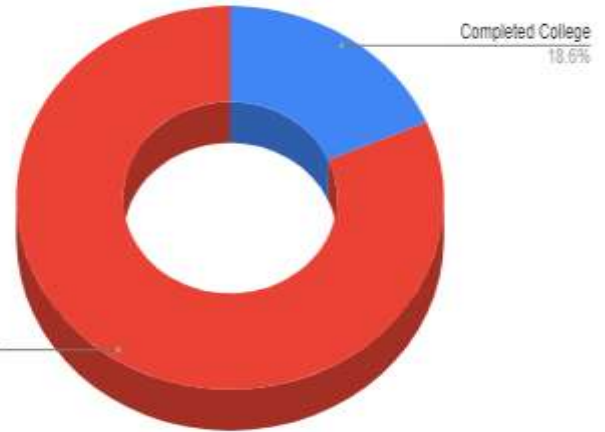
TOTAL 318

% 'ACTIVE' PARTICIPANTS BY AGE GROUP %



TOTAL 'ACTIVE' PARTICIPANTS BY EDUCATION ATTAINMENT

Degree/Field of Study	No
A/C and Refrigeration	1
AAS - not stated	3
AAS - Police Science	1
AAS - Small Engine Technology	1
AS - Environmental/Marine Science	1
AS - General Electronics	1
AS - Agricultural Science	2
AS - Automotive and technology (Mechanic or small engine)	4
AS - Business Accounting	1
AS - Business Administration	7
AS - Construction Technology	4
AS - Criminal Justice	4
AS - Information Technology	2
AS - Liberal Arts	6
AS - Nursing	3
AS - Small Engine Technology	1
Bachelor's Degree: Criminal Justice	1
Bachelors of Science - Business Administration	1
Certified Nurse Assistant	1
Criminal Justice	1
Trade School - Business Accounting	1
Education	2
Electrical technology	1
Information Management	1
N/A	259
Public Administration	1
Tourism & Hospitality	7
Grand Total	318

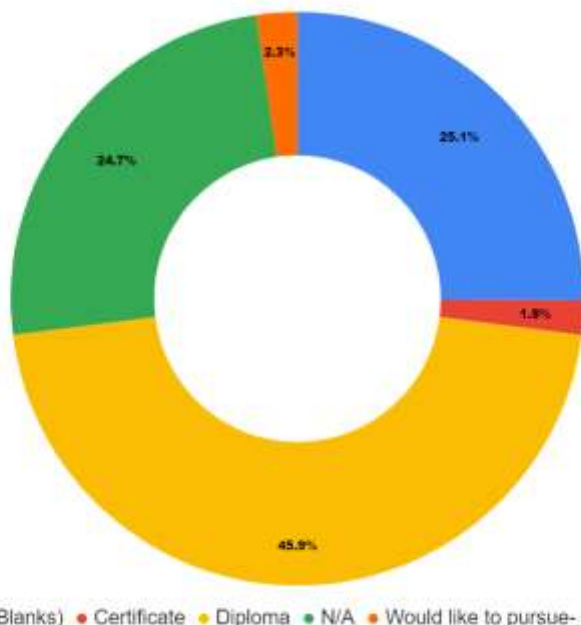


Based on resume entries on Education Background, 19% of active participants went to college and indicated their Degrees/Field of Study.

The remaining 81% with "N/A", given that these individuals did not attend, or did not complete college.

81% represent 259 of Active Participants.

About 48% of the 259 participants completed high school, 24.7% with "N/A" and 25.1% as "blanks". 6% indicated that they would like to pursue their education – GED/Adult High School.



Education [High School]	No
Not Stated (Blanks)	65
Certificate	5
Diploma	119
N/A	64
Would like to pursue- GED/Adult High	6
Total	259

TOTAL 'ACTIVE' PARTICIPANTS BY FIELD OF INTEREST

Field of Interest	No.
Not Stated	70
Tourism Industry (Hotel & Lodging, Tour Services, etc.)	56
Law Enforcement Officers (National Police, Rangers, Custom/Immigration Officers)	34
Construction, Electrical, Plumbing (Carpentry, Electrical Facilities Maintenance, Plumbing)	33
Farming & Agriculture/ Aquaculture	32
Business & Finance (Office Admin, Accounting, Retail, etc..)	31
Food & Beverage Services (Culinary Arts, Waitressing, Catering, etc.)	25
Medical (Nursing, Caregiver, other medical services)	11
Computers & Technology (IT Essential, Computer, etc.)	7
Heavy Equipment Industry (Operation of various types of heavy equipments)	7
Auto Repair and Mechanic	3
Architecture(Interior Design),Social Science-Linguistics & Psychology	1
Beauty & Wellness Industry	1
Cultural Education	1
Day trade	1
Environmental Science	1
History and/or Environmental studies	1
Lawyer	1
Political science	1
Small engine and Marine outboard technology	1
Grand Total	318

PAYROLL INCOME & EXPENSES | MAY 2020-OCTOBER 2021|

As of October 29, 2021, a total of \$3,958,013.53 has been expended since the first PREP Pay date on May 27, 2021. There are 5 remaining PREP pays on schedule with the program ending on December 31, 2021. PVA will continue to administer the programs accounting as well as working with the Division of Employment Services in seeking job opportunities for residents.

PROCESS IN SEEKING EMPLOYMENT

1. Vacancies – work with government offices and private sector in seeking potential applicants
2. Requesting Offices will provide to PVA: Minimum requirements/specific skills needed for positions/preferred age range/gender
3. A list of participants is filtered to their request and shared.
4. Requesting Office will then choose and schedule for interview.



PAYROLL INCOME & EXPENSES | MAY 2020-OCTOBER 2021|

Payroll No.	PayPeriod From	PayPeriod End	PayCheck Date	Employee #	PREP Funding Debit	PREP Payroll Credit	YTD Acct. Balance
	05/29/20	PREP Payroll Funding Ck1741			\$ 224,000.00		\$ 224,000.00
1	5/11/2020	5/24/2020	5/27/2020	4		\$ 784.00	\$ 223,216.00
2	5/25/2020	6/7/2020	6/10/2020	15		\$ 2,397.77	\$ 220,818.23
3	6/8/2020	6/21/2020	6/24/2020	83		\$ 15,177.93	\$ 205,640.30
4	6/22/2020	7/5/2020	7/8/2020	125		\$ 30,317.88	\$ 175,322.42
5	7/6/2020	7/19/2020	7/22/2020	165		\$ 39,542.13	\$ 135,780.29
6	7/20/2021	8/2/2020	8/5/2020	253		\$ 59,416.30	\$ 76,363.99
	8/17/2020	Add'l PREP Payroll Funding Ck20943			276,000.00		\$ 352,363.99
7	8/3/2020	8/16/2020	8/21/2020	360		\$ 87,105.92	\$ 265,258.07
8	8/17/2020	8/30/2020	9/4/2020	477		\$ 117,168.40	\$ 148,089.67
	9/17/2020	Add'l PREP Payroll Funding Ck24183			\$ 300,000.00		\$ 448,089.67
9	8/31/2020	9/13/2020	9/18/2020	573		\$ 139,252.78	\$ 308,836.89
10	9/14/2020	9/27/2020	10/2/2020	652		\$ 167,972.03	\$ 140,864.86
	10/16/2020	Add'l PREP Payroll Funding Ck28065			\$ 300,000.00		\$ 440,864.86
11	9/28/2020	10/11/2020	10/16/2020	670		\$ 169,790.32	\$ 271,074.54
12	10/12/2020	10/25/2020	10/30/2020	675		\$ 172,283.68	\$ 98,790.86
	11/12/2020	Add'l PREP Payroll Funding Ck31222			\$ 300,000.00		\$ 398,790.86
13	10/26/2001	11/8/2020	11/13/2020	678		\$ 170,072.21	\$ 228,718.65
14	11/9/2020	11/22/2020	11/25/2020	668		\$ 178,428.47	\$ 50,290.18
	12/9/2020	Add'l PERP Payroll Funding Ck32591			\$ 300,000.00		\$ 350,290.18
15	11/23/2020	12/6/2020	12/11/2020	672		\$ 165,052.01	\$ 185,238.17
16	12/7/2020	12/20/2020	12/23/2020	668		\$ 179,790.30	\$ 5,447.87
	1/7/2021	Add'l PREP Payroll Funding Ck37989			\$ 300,000.00		\$ 305,447.87
17	12/21/2020	1/3/2021	1/8/2021	660		\$ 157,003.02	\$ 148,444.85
18	1/4/2021	1/17/2021	1/22/2021	654		\$ 174,542.42	\$ (26,097.57)
	2/2/2021	Add'l PREP Payroll Funding Ck40803			\$ 300,000.00		\$ 273,902.43
19	1/18/2021	1/31/2021	2/5/2021	642		\$ 175,271.45	\$ 98,630.98
20	2/1/2021	2/14/2021	2/24/2021	315		\$ 48,517.53	\$ 50,113.45
21	2/15/2021	2/28/2021	3/5/2021	423		\$ 116,512.39	\$ (66,398.94)
	3/5/2021	Add'l PREP Funding Ck45227			\$ 300,000.00		\$ 233,601.06
22	3/1/2021	3/14/2021	3/19/2021	417		\$ 111,826.75	\$ 121,774.31
23	3/15/2021	3/28/2021	4/2/2021	404		\$ 105,055.13	\$ 16,719.18
	4/12/2021	Add'l PREP Funding Ck48579			\$ 300,000.00		\$ 316,719.18
24	3/29/2021	4/11/2021	4/16/2021	391		\$ 104,265.88	\$ 212,453.30
25	4/12/2021	4/25/2021	4/30/2021	385		\$ 102,526.38	\$ 109,926.92
26	4/26/2021	5/9/2021	5/14/2021	390		\$ 100,819.27	\$ 9,107.65
27	5/10/2021	5/23/2021	5/28/2021	392		\$ 104,685.90	\$ (95,578.25)
	6/8/2021	Add'l PREP Funding Ck53357			\$ 300,000.00		\$ 204,421.75
28	5/24/2021	6/6/2021	6/11/2021	381		\$ 97,444.38	\$ 106,977.37
29	6/7/2021	6/20/2021	6/25/2021	377		102,622.63	\$ 4,354.74
30	6/26/2021	7/4/2021	7/8/2021	371		\$ 100,683.63	\$ (96,328.89)
31	7/5/2021	7/18/2021	7/23/2021	377		\$ 97,942.25	\$ (194,271.14)
	7/26/2021	Add'l PREP Funding Ck58261			\$ 300,000.00		\$ 105,728.86
	8/5/2021	Add'l PREP Funding Ck60295			\$ 300,000.00		\$ 405,728.86
32	7/19/2021	8/1/2021	8/6/2021	374		\$ 101,892.88	\$ 303,835.98
33	8/2/2021	8/15/2021	8/20/2021	366		\$ 100,827.13	\$ 203,008.85
34	8/16/2021	8/29/2021	9/3/2021	353		\$ 94,762.50	\$ 108,246.35
35	8/30/2021	9/12/2021	9/17/2021	353		\$ 92,835.75	\$ 15,410.60
36	9/13/2021	9/26/2021	9/30/2021	345		\$ 95,038.13	\$ (79,627.53)
	10/28/2021	Add'l PREP Funding Ck67263			\$ 300,000.00		\$ 220,372.47
37	10/11/2021	10/24/2021	10/29/2021	291		\$ 78,386.00	\$ 141,986.47
					\$ 4,100,000.00	\$ 3,958,013.53	\$ 141,986.47

2020	JAN	FEB	MAR	APR	MAY	JUN	JUL	AUG	SEPT	OCT	NOV	DEC	Totals
JAPAN	2,205	2,283	1,264	-	-	-	-	2	-	-	4	4	5,762
SOUTH KOREA	1,326	888	488	-	-	-	-	-	-	-	-	-	2,702
TAIWAN	1,348	834	326	5	-	-	1	14	10	4	15	6	2,563
CHINA	3,117	125	58	-	-	-	-	-	-	1	-	-	3,301
USA/CANADA	922	644	292	-	-	1	19	13	4	9	1	1	1,906
EUROPE	514	547	178	-	-	-	-	1	-	1	-	-	1,241
OTHERS	383	292	140	-	1	3	-	-	65	1	2	1	888
Total Visitor Arrivals	9,815	5,613	2,746	5	1	4	20	30	79	16	22	12	18,363
2021	JAN	FEB	MAR	APR	MAY	JUN	JUL	AUG	SEPT	OCT	NOV	DEC	Totals
JAPAN	-	-	9	-	6	-	4	25					44
SOUTH KOREA	-	-	-	-	-	-	-	6					6
TAIWAN	17	2	8	205	97	6	1	669	928	357			2,290
CHINA	1	-	-	-	-	-	-	24					25
USA/CANADA	23	29	28	48	39	74	269	351					861
EUROPE	-	-	1	-	-	-	3	7					11
OTHERS	2	3	9	4	2	2	17	81					120
Total Visitor Arrivals	43	34	55	257	144	82	294	1,163	928	357			3,357

Arrivals for August 2021 shows a progressive increase compared to same month last year. Arrivals from Taiwan represent 58%, followed by USA/Canada with 30% and Japan, South Korea, Europe, and Others with a combined market share of 12%. China Airlines operates twice a week from Taipei (*Taiwan Bubble*), and United Airlines operates once a week from Guam.

Taiwan bubble arrivals averages at 130 tourists and 6 residents per flight.

Arrivals via United Airlines, Military and Private Jets are mainly from USA/CANADA.

AIRLINES

- ✓ United Airlines – Increase to 2x/week – Via Guam| Manila
- ✓ Asiana/Korean Air
- ✓ EVA Air
- ✓ Tiger Air